











# YpsoPump®

## Icon Overview



















### Navigation aids


















	Cancel
	Confirm
	Forward to unlock
	Forward
	One menu level up
	One step back

### General icons










	Warning
	Alarm
	Audible signal
	Vibration signal
	Battery charge level
	Battery removed
	Remove battery
	Threaded rod returning
	Prime tubing in progress
	Prime cannula in progress
	Disconnect infusion set from body
	Ready for Bluetooth® pairing
	Bluetooth® pairing in progress
	Press function button for 2 seconds
	Total insulin amount per day (basal and bolus)

### Icons in main menu and submenu

	Bolus
	Standard bolus
	Extended bolus
	Combination bolus
	Basal rates
	Basal rate profile A
	Basal rate profile B
	Switch to basal rate profile A
	Switch to basal rate profile B
	Temporary basal rate function
	Temporary basal rate function activated/cancel
	Cartridge change and current cartridge level
	Return threaded rod
	Prime infusion set
	Prime tubing
	Prime cannula
	Data
	Therapy data

	Alarm history
	Run mode/switch to stop mode
	Stop mode/switch to run mode
	Settings
	Time of day
	Date
	Set bolus increment
	Set bolus limit
	Set basal rate limit
	Blind bolus active/deactivate
	Blind bolus inactive/activate
	Access lock active/deactivate
	Access lock inactive/activate
	Rotate screen
	Bluetooth® active/deactivate
	Bluetooth® inactive/activate
	Bluetooth® pairing

### Alarm icons

	No battery
	Battery empty
	Battery not suitable
	Charge internal rechargeable battery
	Occlusion
	No insulin
	Cartridge empty
	Auto stop
	Electronic error

### Warning icons

	Cartridge level low
	Battery charge level low
	Threaded rod return not completed
	Priming not completed
	Bolus canceled
	Temporary basal rate function completed or canceled
	Insulin pump stopped
	Bluetooth® connection failed

 **Read the User Guide**



This icon overview is only valid for the following YpsoPump® article: REF 700013408.

You find the reference number of your YpsoPump® on your device and on the label of your Starter Kit.

**Disclaimer:** The Bluetooth® word mark and logos are registered trademarks owned by Bluetooth SIG, Inc., and any use of such marks by Ypsomed AG is under license. Other trademarks and trade names are those of their respective owners.